



TPD-432F



TPD-433F

Features

- Excellent C/P ratio (cost/performance)
- High-resolution color touch screen
- PoE (Power over Ethernet) (only TPD-433F)
- Multiple serial communication interfaces
- RTC (Real Time Clock)
- GUI design
- Free HMIWorks development tool
- Supports the popular C programming language
- Supports Ladder Designer
- Modbus TCP, Modbus RTU and DCON protocol
- ESD Protection: 4 kV
- Operating temperature: -20 ~ 70°C

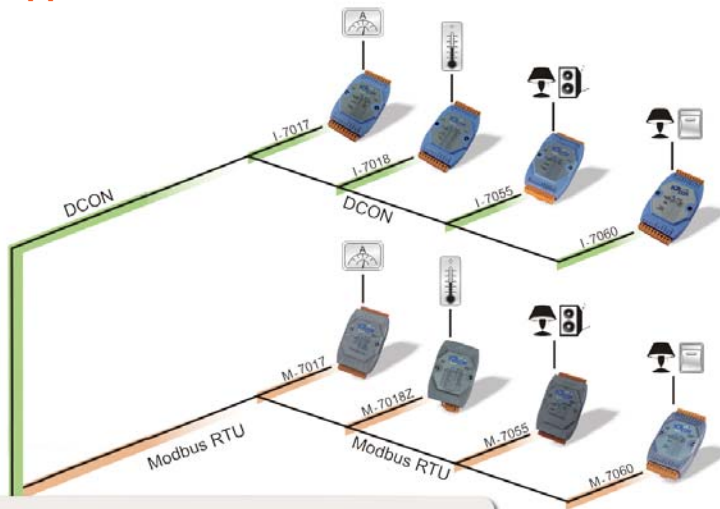


Introduction

TPD-432F/TPD-433F, TouchPAD, is a series of tiny touch HMI and designed for building and home automation. TPD-432F/TPD-433F is equipped with high resolution TFT color touch screen and can be used to replace regular electrical wall-mount outlets. Besides, it is seamlessly integrated with rich I/O modules and presents beautiful, flexible and user-defined picture frame. In short, it is the best choice to upgrade the mechanical switch to intelligent control pads.

For PLC users, HMIWorks provides Ladder Designer, and for IT users, C language environment is provided. Especially, it only takes no more than 30 minutes to learn how to create an application program of TPD-series devices when using Ladder Designer. It supports Modbus TCP/RTU protocols so that it enables remote control of I/O modules and integration with SCADA software. With all the features provided, TPD-series touch HMI Devices must be the most cost effective HMI Device ever been in the market.

Applications



TPD-432F/TPD-433F with External Wall Box EWB-T43F

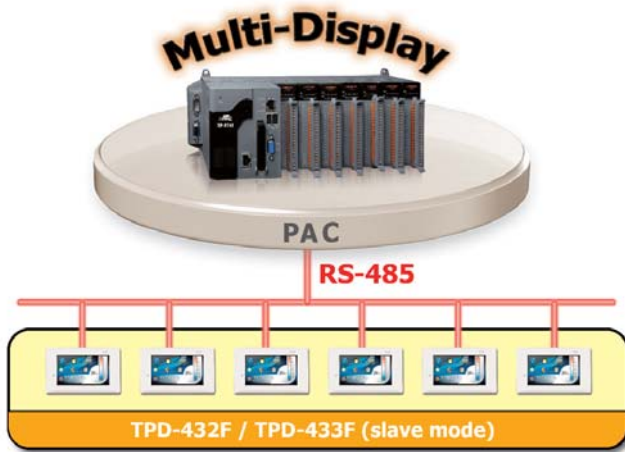


TPD-432F/TPD-433F with Outlet Box OB140F

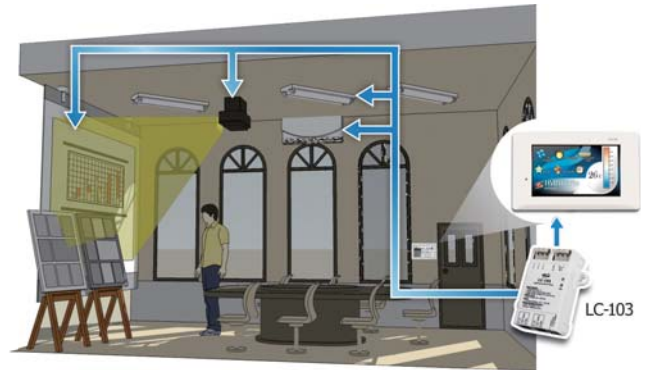


Applications

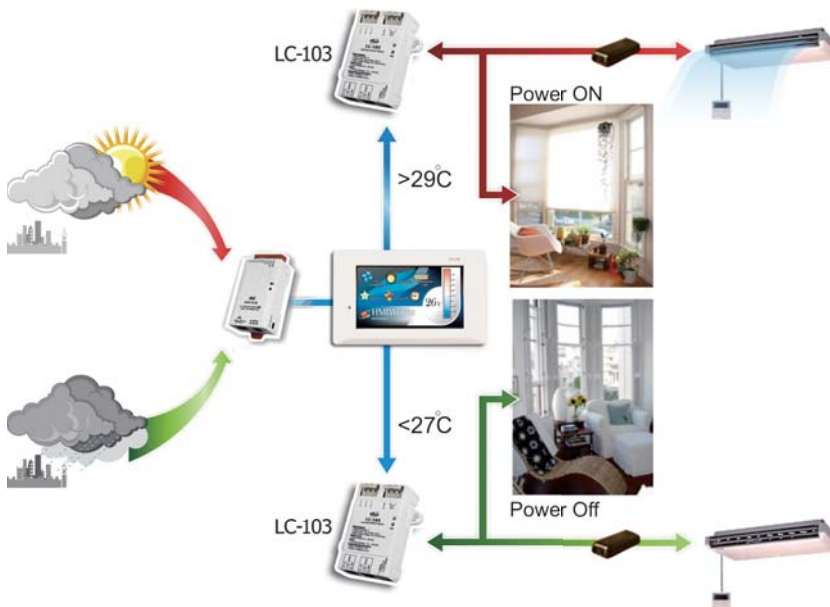
Multi-Display



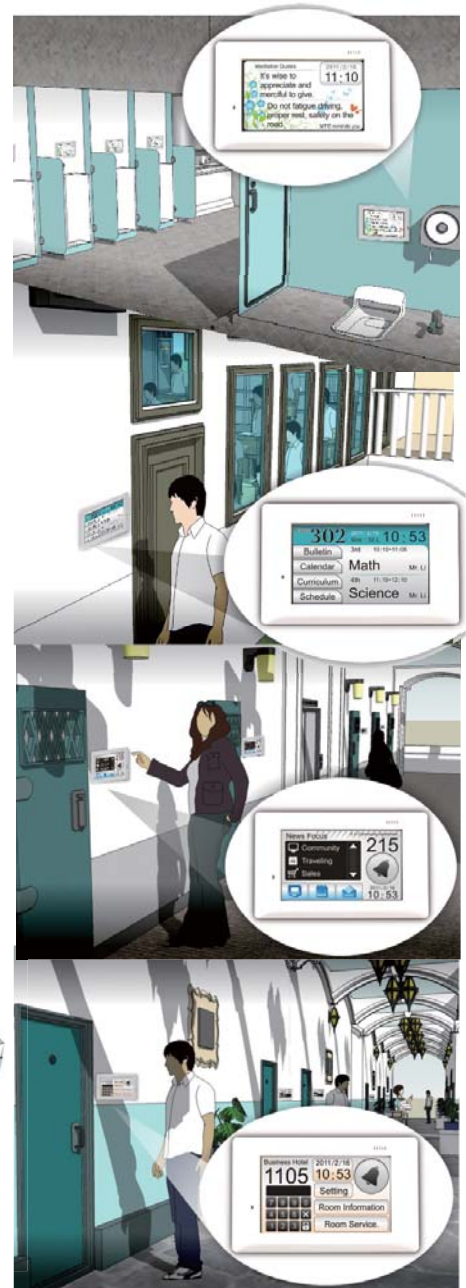
Meeting Room Example



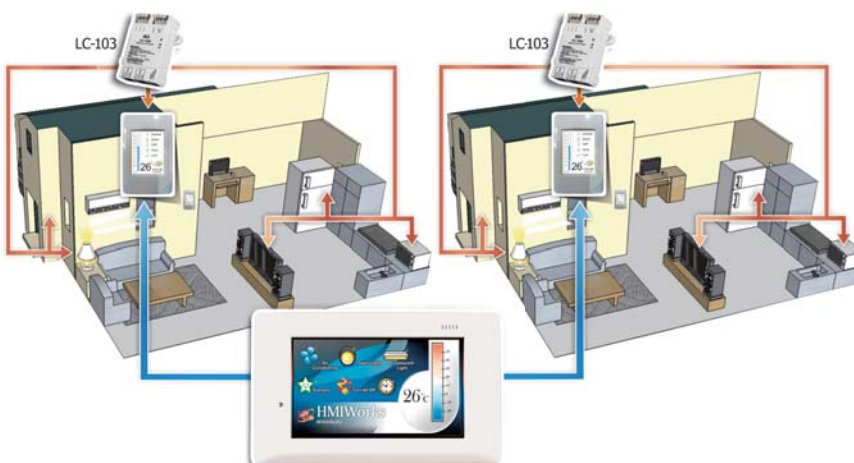
Temperature Control Example



TouchPAD Anywhere



Intelligent Building Example



1

Touch HMI Devices

2

TPD Series

TPD-432F/TPD-433F

Specifications

1

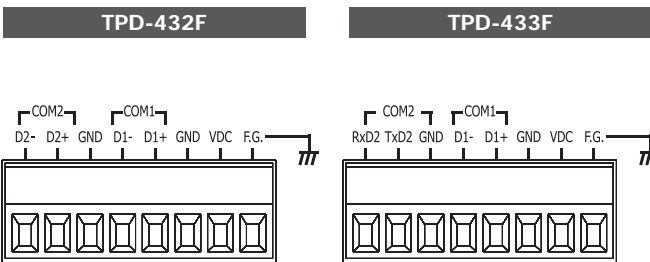
Touch HMI Devices

Models	TPD-432F	TPD-433F
CPU Module		
CPU	32-bit RISC CPU	
Memory Expansion	16 MB SDRAM / 8 MB Flash	
Real Time Clock (RTC)	Yes	
Speaker	Yes	
Rotary Switch (0-9)	Yes	
Communication Interface		
Serial Port	RS-485 (including Self-Tuner) x 2	RS-485 (including Self-Tuner) and RS-232 (3-pin)
Ethernet	-	RJ-45 x 1, 10/100 Base-TX
USB 1.1 Client	Firmware updates only	
MMI (Main Machine Interface)		
LCD	4.3" TFT(Resolution 480 X 272 X 16), defective pixels <= 3	
Backlight Life	20,000 hours	
Brightness	400 cd/m2	
Touch Panel	Yes	
LED Indicator	Yes	
Reset Button	Yes	
Electrical		
Power Input Range	+10 ~ 30 Vdc	+10 ~ 30 Vdc or PoE (Power over Ethernet)
Power Consumption	2.5 W (104 mA @ 24 Vdc)	2.5 W (104 mA @ 24 Vdc) or IEEE 802.3af, Class 1
Mechanical		
Dimensions (W x L x H)	140 mm x 87 mm x 42 mm	
Installation	Wall Mount	
Environmental		
Operating Temperature	-20 ~ +70 °C	
Storage Temperature	-30 ~ +80 °C	
Ambient Relative Humidity	10 ~ 90% RH, non-condensing	

2


TPD Series

Pin Assignments

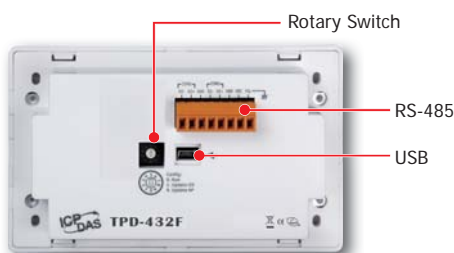


Appearance


TPD-432F/TPD-433F Front View



TPD-432F Rear View



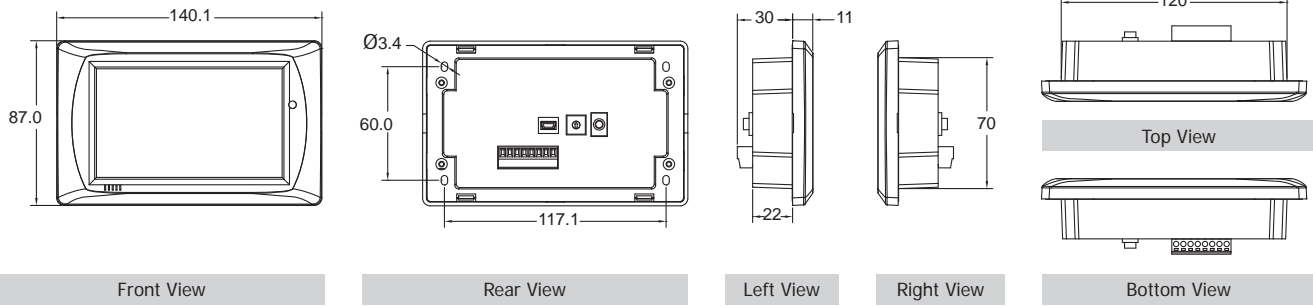
TPD-433F Rear View



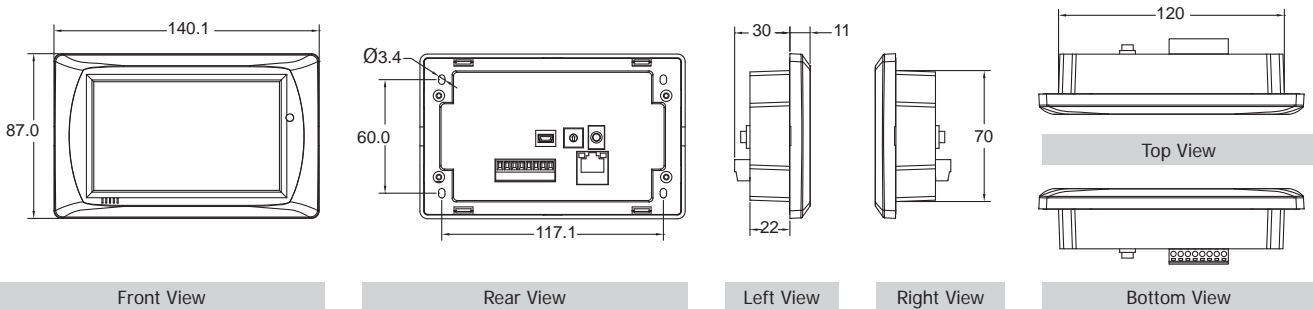
TPD-432F/TPD-433F

Dimensions (Units: mm)

TPD-432F










TPD-433F



Ordering Information

TPD-432F CR	4.3" Touch HMI device with RS-485 x 2, USB, RTC (RoHS)
TPD-433F CR	4.3" Touch HMI device with RS-485, RS-232 (3 pin), USB, RTC, Ethernet (RoHS)

Accessories

	CA-USB10	USB to 5P Mini-USB, 28AWG, 1.5 m
	1C016	2.4 mm Screw driver
	MDR-60-24 CR	24 Vdc/2.5 A, 60 W Power Supply with DIN-Rail Mounting (RoHS)
	DIN-KA52F CR	24 Vdc/1.04 A, 25 W Power Supply with DIN-Rail Mounting (RoHS)
	EWB-T43F	External Wall Box for TPD-432F/TPD-433F
	OB140F	Outlet Box for TPD-432F/TPD-433F
	LC-103	Lighting Control Module with RS-485