

# B83

2MP Video Analytics Outdoor Zoom Dome with D/N, Adaptive IR, Extreme WDR, SLLS, 3x Zoom Lens



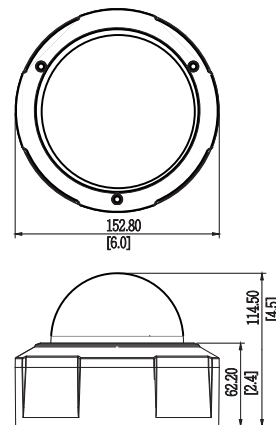
- 2 Megapixel with 1080p
- Day & Night with Superior Low Light Sensitivity and Adaptive IR LED
- 3x Zoom Lens with f3-9mm / F1.3-2.2, DC Iris, Auto Focus
- Extreme WDR (145 dB)
- 60 fps at 1920 x 1080
- Weatherproof (IP67) and Vandal Proof (IK10)
- Built-in Video Analytics

## PHOTO INDICATION



- 1 Ethernet Port
- 2 Memory Card Slot
- 3 Digital Input / Output
- 4 Audio Input / Output
- 5 DC 12V Power Input
- 6 Reset Button










## DIMENSION DIAGRAM



Unit: mm [inch]

## ACCESSORY OPTIONS

Dome Cover		
PDCX-1109		Smoked dome cover for B6X/B8X/B9X, vandal proof (IK10)
Power Supply		
PPOE-0001		IEEE 802.3af PoE Injector for Class 1, 2 or 3 devices, with universal adapter
PPBX-0002		AC 100-240V to DC 12V power adapter with universal connector

Popular Mounting Solutions	
Surface	Accessories not required
Wall	PMAX-0314 
Pendant	PMAX-0101  + PMAX-0103 
Corner	PMAX-0314  + PMAX-0402 
Pole	PMAX-0314  + PMAX-0503 
Flush	PMAX-1013 
Gang Box	PMAX-0804 

\* For more mounting solutions, please refer to Project Planner on [www.acti.com](http://www.acti.com)

**PRODUCT SPECIFICATION****B83****• Device**

Device Type	Outdoor Zoom Dome Camera
Image Sensor	Progressive Scan CMOS
Sensor Size	1/2.8"
Effective Pixels	1944 (H) x 1224 (V) (2.38 MP)
Horizontal Resolution	1450 TVL
Day / Night	Yes
Low Light Sensitivity	Superior
Minimum Illumination	Color: 0.1 lux at F1.3 (30 IRE, 2400°K); B/W: 0 lux (IR LED on)
Mechanical IR Cut Filter	Yes
IR Sensitivity Range	700 - 1100nm
IR LED	Adaptive IR LED x 10 (850nm)
IR Working Distance	40 m (0 lux, 30 IRE, Gain 255, Auto shutter mode)
Electronic Shutter	1/5 ~ 1/32,000 sec (manual mode); 1/5 ~ 1/32,000 sec (auto mode)
S/N Ratio	56 dB

**• Lens**

Focal Length / Aperture	Zoom, f3 - 9mm / F1.2 - 2.1
Zoom Ratio / Speed	3x optical / 1.25 sec (wide to tele)
Zoom Application	Camera Installation; Auto Zoom by Event; Manual Operation
Iris	DC iris
Focus	Auto focus
Lens Mount	Board mount
Horizontal Viewing Angle	113.7° ~ 38°
Viewing Angle Adjustment	Pan: -175° - 175°; Tilt: 5° - 170°; Rotate: -175° - 175°

**• Video**

Compression	H.264 (Baseline / Main / High profile), MJPEG
Max. Frame Rate vs. Resolution	60 fps at 1920 x 1080; 60 fps at 1280 x 720; 30 fps at 640 x 480; 30 fps at 320 x 240
Multi-Streaming	Simultaneous triple streams based on three configurations
Bit Rate	128 Kbps - 12 Mbps (per stream)
Bit Rate Mode	Constant, Variable
Privacy Mask	20 Configurable regions
Image Enhancement	Extreme WDR (145 dB); White balance: automatic, hold and manual; Brightness; Contrast; Sharpness (auto); Auto gain control; 2D + 3D digital noise reduction; Flickerless; Defogging
Text Overlay	User defined text on video
Image Orientation	Image flip, mirror and rotation (90° and 270°)
Built-in Analytics	Motion Detection, Tamper, Digital Image Stabilizer, Line Crossing, Enter Area, Missing Object, Unattended Object

**• Audio**

Compression	8kHz, Mono, PCM, 16 bit encoding, G.711
Audio-In	Terminal block
Audio-Out	Terminal block

**• Network**

Protocol & Service	TCP, UDP, HTTP, HTTPS, DHCP, PPPoE, RTP, RTSP, IPv4, IPv6, DNS, DDNS, NTP, ICMP, ARP, IGMP, SMTP, FTP, UPnP, SNMP, Bonjour
Ethernet Port	1, Ethernet (10/100 Base-T), RJ-45 connector
Security	IP address filtering; HTTPs encryption; Password protected user levels; Anonymous login; IEEE802.1X network access control

**• Alarm**

Alarm Trigger	Video motion detection (10 regions); External device through digital input; Sound detection
Alarm Response	Notify control Center; Change camera settings; Command other devices; E-mail notification with snapshots; Save video or snapshot to local storage; Upload video or snapshot to FTP server; Activate external device through digital output

**• Interface**

Digital Input	2, Terminal block
Digital Output	2, Terminal block
Local Storage	MicroSDxC memory card slot (card not included)

**• General**

Power Source / Consumption	PoE Class3 / 12W; DC12V / 11W
Weight	1266 g (2.79 lb)
Dimensions (Ø x H)	152 mm x 114.5 mm (6.0" x 4.5")
Environmental Casing	Weatherproof (IP67 rated); Vandal proof (IK10); Transparent dome cover
Mount Type	Surface, Pendant, Wall, Corner, Pole, Flush, Gang box
Starting Temperature	-40°C ~ 50°C (-40°F ~ 122°F) within 30 minutes
Operating Temperature	-40°C ~ 50°C (-40°F ~ 122°F)
Operating Humidity	10% ~ 85% RH
Approvals	CE (EN 55022 Class B, EN 55024), FCC (Part15 Subpart B Class B), IP67, IK10, NEMA 4X, UL (for optional PoE injector and power adapter)

**• Integration**

Unified Solution	Fully compatible with ACTi software
ISV Integration	Software Development Kit (SDK) available; ONVIF compliant
GPS Position	Manual setting
Firmware Access Browser	Microsoft Internet Explorer 8.0 or newer (full functionality) Safari with QuickTime installed, and other browsers with VLC installed (partial functionality)

\* All specifications are subject to change without notice.

\* All brand names and registered trademarks are the property of their respective owners.

[www.acti.com](http://www.acti.com)