

PCIe-S142

PCIe-S142i

PCI Express, Serial Communication Board
with 2 RS-422/485 ports

Features

- Supports PCI Express x1
- Provides 4 RS-232 ports
- 256-byte Hardware FIFO for Each Port
- Transmission Speed of up to 921600 bps
- 256 modules max. in one RS-485 network
- Short Card Design
- ±4 kV ESD Protection for i versions (PCIe-S142i Only)
- 3000 Vdc Isolation for i versions (PCIe-S142i Only)




Hardware Specifications

Models	PCIe-S142	PCIe-S142i
Hardware		
Connector	2 x DB9 (Male)	
COM Ports		
Ports	2 x RS-422/485 (RS-422: TxD+, TxD-, RxD+, RxD-, RTS+, RTS-, CTS+, CTS-, GND / RS-485: Data+, Data-, GND)	
Baud Rate	300 - 921600 bps	
Parity	None, Even, Odd, Mark, Space	
Data Bit	5, 6, 7, 8	
Stop Bit	1, 1.5, 2	
FIFO Size	Internal 256 bytes	
Isolation	-	3000 Vdc
Power		
Consumption	120 mA @ 5 V	440 mA @ 5 V
Mechanical		
Dimensions (mm)	94 x 109 x 22 (W x L x D)	94 x 109 x 22 (W x L x D)
Environmental		
Operating Temperature	0 ~ +60°C	
Storage Temperature	-20 ~ 70°C	
Humidity	5 ~ 85% RH, Non-condensing	

Pin Assignments

Pin Assignment	Terminal No.	Pin Assignment
GND/VEE	05	
RxD-(A)	04	09 CTS-(A)
RxD+(B)	03	08 CTS+(B)
TxD+(B)/Data+(B)	02	07 RTS+(B)
TxD-(A)/Data-(A)	01	06 RTS-(A)



RS-422/485 Male DB-9 Connector

Ordering Information





PCIe-S142	PCI Express, Serial Communication Board with 2 RS-422/485 ports (RoHS)
PCIe-S142i	PCI Express, Serial Communication Board with 2 Isolated RS-422/485 ports (RoHS)

Software

Drivers

- 32/64-bit Windows XP/2003/2008/7/8/10
- Linux

Accessories

CA-0910F 	9-Pin Female-Female D-Sub Cable 1 m
CA-0915 	9-Pin Male-Female D-Sub Cable, 1.5 m
CA-PC09F 	9-Pin Female D-Sub Connector with Plastic Cover
DN-09-2F 	I/O Connector Block with DIN-Rail Mounting and Two 9-Pin Male Header. Includes CA-0910F x 2 (9-Pin Female-Female D-Sub Cable 1 m)