

# W22IB3S-SPA3-B, 21.5-inch Stainless B Series Panel PC

## Stainless IP65 with Waterproof Connector Solutions

Push-buttons bring control and indication directly to the work area, eliminating wasted movement and increasing productivity. In addition, the physical buttons are especially needed for critical tasks like emergency shutdowns. When an emergency situation occurs, we don't want to waste time navigating through HMI screens but a simple and quick way to shut down the process. In terms of machine integration, push-button devices are easy to install and wire, and straightforward for understanding the function and use. Averagely the wiring time is saved by over 60%, and the installation cost is reduced by more than 30%.



### Highlights

- Intel® Celeron® N2930 (2M Cache, up to 2.16 GHz)
- Fanless cooling system
- SUS 316 stainless steel for food and chemical industries
- Full IP65 waterproof enclosure, good corrosion resistance
- A true flat, easy-to-clean front surface with edge-to-edge design
- Supports VESA mount
- Rotary switch adjust different touch mode for Hand/Rain/Glove application
- Emergency and Flat buttons for automation device control

# W22IB3S-SPA3-B, 21.5-inch Stainless B Series Panel PC

## Stainless IP65 with Waterproof Connector Solutions

### Display Specification

Resolution	1920 x 1080
Contrast Ratio	3000:1
Brightness	250
Viewing Angle	89,89,89,89
Max Colors	16.7M
Touch	Projected capacitive multi touch screen

### System Specification

CPU	Intel® Celeron® N2930 (2M Cache, up to 2.16 GHz)
System Chipset	Intel® SoC integrated
System Memory	1 x SODIMM, Max 8GB DDR3 1600 MHz, default 4GB
Storage	Default 1 x mSATA SSD 64GB
BIOS	AMI BIOS
Audio Codec	Realtek HD codec
Expansion	1 x mPCIe slot(for half size Wifi module)
Network	Intel® Ethernet Controller I210-AT
Operating System	Windows 10 IoT Enterprise

### Interface

Ethernet LAN	1 x waterproof Giga LAN RJ45 connector
COM	1 x M12 waterproof connector for RS232
USB	1 x M12 waterproof connector for 2 x USB2.0 1 x Front waterproof connector for USB2.0 type-A
Power Input	1 x M12 waterproof connector for 12V DC
Expansion Port	CN1 and CN2 for front button control

### Keyboard and Input

Physical Buttons	Rear side: 1 x Power Button 1 x Reset Button Front side: 1 x Emergency Button & 3 x Flat Button for CN1 & CN2 M12 connector 1 x Rotary Switch for touch mode
LED Indicators	1 x LED Indicator for power 1 x LED Indicator for storage

### Power Management

Power Input	Default 12V DC input 9~36V DC input for optional"
AC Adapter	100~240V AC to DC Adapter with waterproof connector

### Mechanical Specifications

Dimensions	595 x 337 x 69 mm
Housing	Stainless Housing
Mounting	VESA Mount

### Security Function

Security	TPM 2.0
----------	---------

### Environment

Operating Temperature	0~45°C
Storage Temperature	-20~60°C
Operating Humidity	10% to 90% (Non-condensing)
IP Rating	IP65

### Accessories

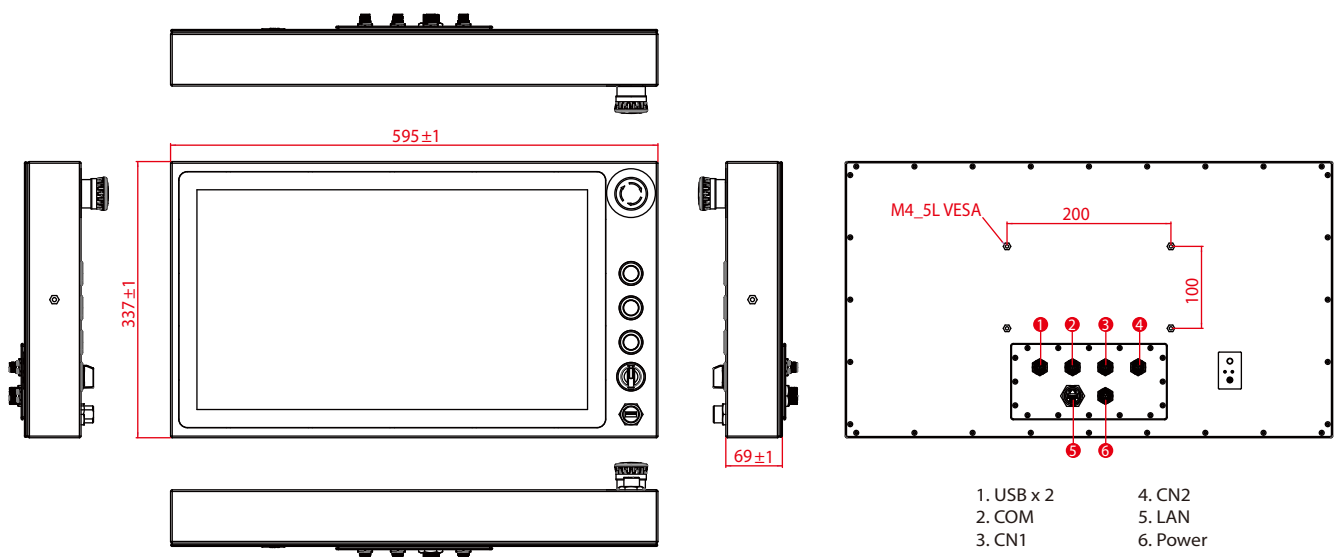
#### Standard Accessories

100~240V AC to DC Adapter with waterproof connector  
Power Cord  
External USB cable with waterproof connector  
External COM cable with waterproof connector  
External LAN cable with waterproof connector  
External cables for CN1 & CN2 with waterproof connector  
Waterproof caps  
RJ45 female-female converter  
Driver CD & Manual  
VESA screws

### Standards and Certification

EMC	CE, FCC
-----	---------

### Drawing



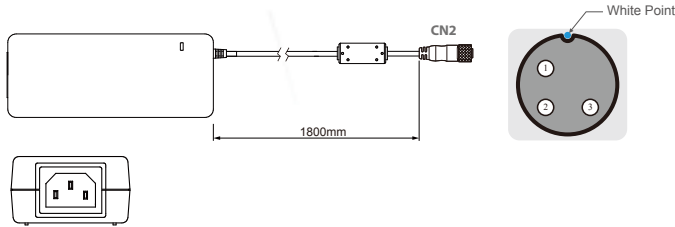
Note 1: Yoke mount stand kit is an optional accessory.  
Note 2: Wi-Fi antenna is an optional feature.

# W22IB3S-SPA3-B, 21.5-inch Stainless B Series Panel PC

Stainless IP65 with Waterproof Connector Solutions

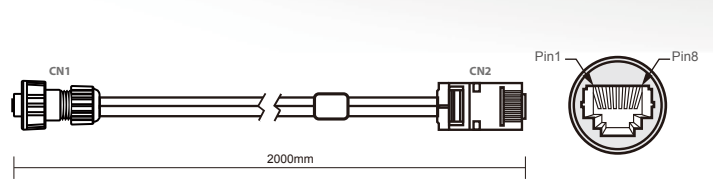
## Accessories

### Power Cable



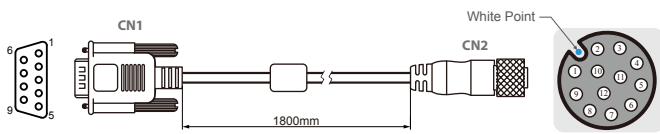
Pin No.	Symbols	Color		Pin No.	Symbols	Color
CN1-1	VIN -	NO ASSIGN	↔	CN2-1	VCC+	Flow Adapter
CN1-2	VIN -	NO ASSIGN	↔	CN2-2	GND	Flow Adapter
CN1-3	VIN -	NO ASSIGN	↔	CN2-3	VCC -	Flow Adapter

### LAN Cable



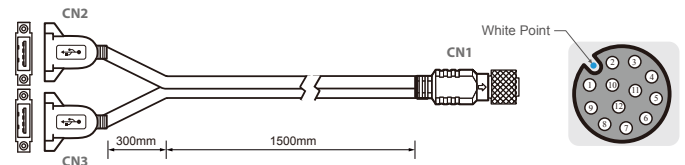
Plug	Wire Color	Conn.	
1	Orange / White	1	Twist
2	Orange	2	
3	Green / White	3	Twist
4	Blue	4	
5	Blue / White	5	Twist
6	Green	6	
7	Brown / White	7	Twist
8	Brown	8	

### RS232 Cable



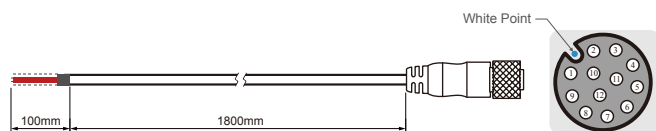
Pin No.	Symbols	Color		Pin No.	Symbols	Color
CN1-1	DCD-CON2	Green	↔	CN2-1	DCD-CON2	Green
CN1-6	DSR-CON2	Brown	↔	CN2-2	DSR-CON2	Brown
CN1-2	RXD-CON2	Red	↔	CN2-3	RXD-CON2	Red
CN1-7	RTS-CON2	Orange	↔	CN2-4	RTS-CON2	Orange
CN1-3	TXD-CON2	Blue	↔	CN2-5	TXD-CON2	Blue
CN1-8	CTS-CON2	White	↔	CN2-6	CTS-CON2	White
CN1-4	DTR-CON2	Purple	↔	CN2-7	DTR-CON2	Purple
CN1-9	RI-CON2	Yellow	↔	CN2-8	RI-CON2	Yellow
CN1-5	GND-CON2	Black	↔	CN2-9	GND-CON2	Black

### USB Cable




Pin No.	Symbols	Color		Pin No.	Symbols	Color
CN1-2	VCC	RED	↔	CN2-1	VCC	RED
CN1-3	D-	WHITE	↔	CN2-2	D-	WHITE
CN1-4	D+	GREEN	↔	CN2-3	D+	GREEN
CN1-5	GND	BLACK	↔	CN2-4	GND	BLACK
CN1-6	VCC	RED	↔	CN3-1	VCC	RED
CN1-7	D-	WHITE	↔	CN3-2	D-	WHITE
CN1-8	D+	GREEN	↔	CN3-3	D+	GREEN
CN1-9	GND	BLACK	↔	CN3-4	GND	BLACK
CN1-1	GND	Braid	↔			Braid connect to the housing

### Push-button extension Cable for Connector 1



Pin No.	Symbols	Color
CN1-1	Emergency NC 2	Emergency Stop
CN1-2	Emergency NC 1	
CN1-3	Emergency NC 2	
CN1-4	Emergency NC 1	Blue Button
CN1-5	Blue NO 4	
CN1-6	Blue NO 3	
CN1-7	Blue NC 2	
CN1-8	Blue NC 1	
CN1-9	N/A	
CN1-10	N/A	
CN1-11	N/A	
CN1-12	N/A	

### Push-button extension Cable for Connector 2



Pin No.	Symbols	Color
CN2-1	Red NO 4	Green Button
CN2-2	Red NO 3	
CN2-3	Red NO 2	
CN2-4	Red NO 1	
CN2-5	Green NC 4	Red Button
CN2-6	Green NC 3	
CN2-7	Green NC 2	
CN2-8	Green NC 1	
CN2-9	N/A	
CN2-10	N/A	
CN2-11	N/A	
CN2-12	N/A	