



Feature

- 10.1" 1024 x 600 TFT LCD, LED Backlight
- Fan-less Cooling System
- COM2 and COM3 RS-485 support MPI 187.5K, please use one at a time
- PCB coating process ensures high reliability to resist from corrosion in harsh environment
- Built-in Power Isolation
- NEMA4 / IP65 Compliant Front Panel

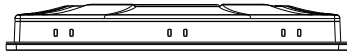
Display	Display	10.1" TFT
	Resolution	1024 x 600
	Brightness (cd/m ²)	350
	Contrast Ratio	500:1
	Backlight Type	LED
	Backlight Life Time	>50,000 hrs.
	Colors	16.7M
	LCD Viewing Angle (T/B/L/R)	60/60/70/70
Touch Panel	Type	4-wire Resistive Type
	Accuracy	Active Area Length(X)±2%, Width(Y)±2%
Memory	Flash	128 MB
	RAM	128 MB
Processor		32 bits RISC Cortex-A8 600MHz
I/O Port	SD Card Slot	N/A
	USB Host	USB 2.0 x 1
	USB Client	N/A
	Ethernet	10/100 Base-T x 1
	COM Port	Con.A: COM1 RS-485 2W, COM2 RS-485 2W/4W, COM3 RS-485 2W/4W*1 Con.B: COM1 RS-232 / COM3 RS-232*2
	RS-485 Dual Isolation	N/A
	CAN Bus	N/A
	HDMI	N/A
	Audio Output	N/A
	Video Input	N/A
RTC		Built-in
Power	Input Power	24±20%VDC
	Power Isolation	Built-in
	Power Consumption	650mA@24VDC
	Voltage Resistance	500VAC (1 min.)
	Isolation Resistance	Exceed 50MΩ at 500VDC
	Vibration Endurance	10 to 25Hz (X, Y, Z direction 2G 30 minutes)
Specification	PCB Coating	Yes
	Enclosure	Plastic
	Dimensions WxHxD	271 x 213 x 36.4 mm
	Panel Cutout	260 x 202 mm
	Weight	Approx. 1 kg
	Mount	Panel mount
Environment	Protection Structure	UL Type 4X (indoor use only)*3 NEMA4 / IP65 Compliant Front Panel
	Storage Temperature	-20° ~ 60°C (-4° ~ 140°F)
	Operating Temperature	0° ~ 50°C (32° ~ 122°F)
	Relative Humidity	10% ~ 90% (non-condensing)
Certificate	CE	CE marked
	UL	cULus Listed (UL 61010-2-201)*3
Software		EasyBuilder Pro V5.03.02 or later versions

*1 COM 3 RS-485 4W will not be available when COM 1 RS-485 2W is used.

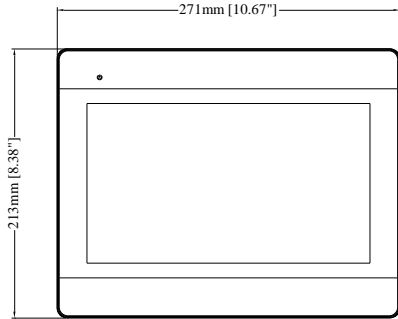
*2 Only Tx & Rx (no RTS/CTS) may be used for COM1 RS-232 when COM3 RS-232 is also used.

*3 For customers who require UL, please order MT8102iEU. (MT8102iE is not UL listed.)

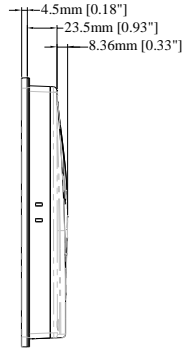
Dimensions



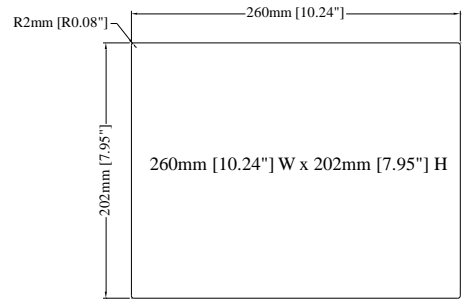
Top View



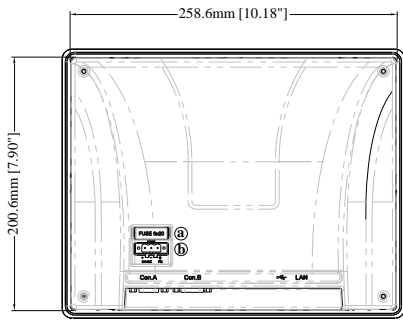
Front View



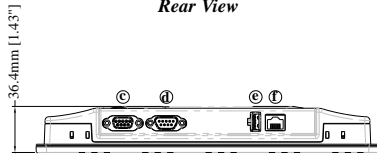
Side View



Cutout Dimensions



Rear View



Bottom View

a.	Fuse
b.	Power Connector
c.	Con.A: COM1 RS-485 2W, COM2 RS-485 2W/4W, COM3 RS-485 2W/4W
d.	Con.B: COM1 RS-232 / COM3 RS-232
e.	USB Host Port
f.	LAN

Ordering Information

- MT8102iE1:**
10.1" 1024 x 600 TFT LCD HMI, Built-in 128 MB flash memory / 128 MB DDR2 RAM on board
- RZUSK7010 (included in package)**
USB Clamp & Tying Strap

Pin Assignment:

Con.B: COM1/COM3 [RS232] 9 Pin, Male, D-sub

PIN#	COM1 [RS232]	COM3 [RS232]
1		
2	RxD	
3	TxD	
4		
5	GND	
6		
7	RTS	TxD
8	CTS	RxD
9	GND	

Con.A: COM1 / COM2 / COM3 [RS485] 9 Pin, Female, D-sub

PIN#	COM1 [RS485]2W	COM2 [RS485]2W	COM2 [RS485]4W	COM3 [RS485]2W	COM3 [RS485]4W
1		Data-	Rx-		
2		Data+	Rx+		
3			Tx-		
4			Tx+		
5	GND				
6				Data-	Rx-
7	Data-				Tx-
8	Data+				Tx+
9				Data+	Rx+

Contact: WEINTEK LABS., INC. TEL: +886-2-22286770 Web:www.weintek.com