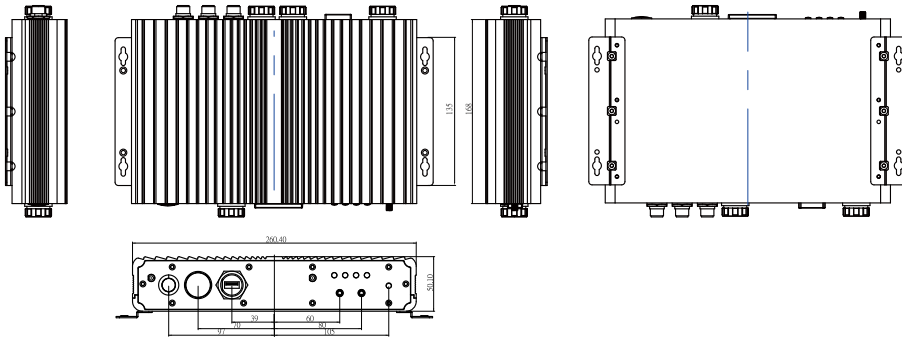
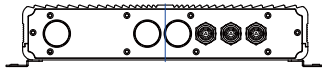


# Full IP65 EAC BOX PC

Full IP65 / NEMA4 BOX PC

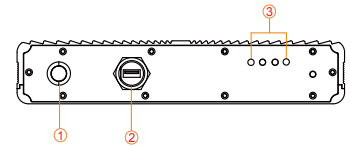
F65EAC-IH32



## Features:

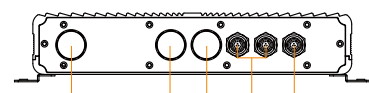
- Aluminum Profile with Fin
- Ultra compact size with Fanless Design
- Support mSATA SSD
- One mini-PCIe socket expansion
- 9~36V DC with isolation

### Front side



1. Power Button
2. USB 2.0 TypeA-Female
3. LED Indicators (Power/HDD/LAN)

### Rear side



1. Power
2. VGA
3. 2 x USB2.0
4. 2 x LAN
5. 1 x COM

### Optional

- Antenna
- GPIO
- 1 x COM
- Line-in
- Line-out

\* Note: this is a simplified drawing and some components are not marked in detail. Please contact our sales representative if you need further product information.

## System Specification

<b>Processor</b>	: Intel® Core™ i5-5200U 2.2GHz
<b>BIOS</b>	: AMI UEFI BIOS
<b>System Memory</b>	: 1 x DDR3L 1600MHz 2GB up to 16GB
<b>Graphic Chipset</b>	: Integrated Graphic
<b>Ethernet</b>	: 1000 Base-Tx Gigabit Ethernet Compatible
<b>USB</b>	: 2 x USB 2.0
<b>Serial</b>	: 1 x RS232
<b>SSD Interface</b>	: 1 x Mini PCIe SSD Default 64GB
<b>Power Input</b>	: DC-IN

\* A customized housing is needed if you would like to have more I/O connectors

## Mechanical and Power

<b>Dimensions (L x W x H):</b>	260.4mm x 168mm x 50mm
<b>Construction</b>	: Aluminum housing
<b>Power Input</b>	: 9~36V DC with isolation
<b>Mounting</b>	: Wall-mount / Desktop

## I/O Connectors

<b>Front Side I/O</b>	: 1 x Power Button 1 x USB2.0 TypeA-Female 1 x Line-in / Line-out (Optional)
<b>Back Side I/O</b>	: 1 x Power Input (9~36V DC) 2 x USB2.0 1 x RS232 2 x LAN 1 x VGA 1 x RS232 (Optional)

## Environment Considerations

<b>Operating Temperature</b>	: 0°C to 50°C -20 to 60 deg.C (By Request)
<b>Operating Humidity</b>	: 5% to 95% (non condensing)
<b>Anti-Vibration</b>	: 5Hz~500Hz / 1 Grms/3 Axis
<b>Anti Shock</b>	: 15G, 11ms duration

## Ordering Information (Default)

<b>Storage</b>	: 64GB mSATA SSD MLC (Default)
<b>Memory</b>	: 2GB SO-DIMM DDR3L 1600 (Default)
<b>OS Support</b>	: Win 10 IoT / Windows 8.1/ Windows 7 Embedded
<b>Power Input</b>	: 9~36V DC with isolation
<b>Power Consumption</b>	: 50 Watts

Note: All Specifications are subject to change without prior notice!  
Optional two sides waterproof connector for needing to connect  
Winmate stainless series Panel PC or Display

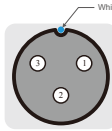
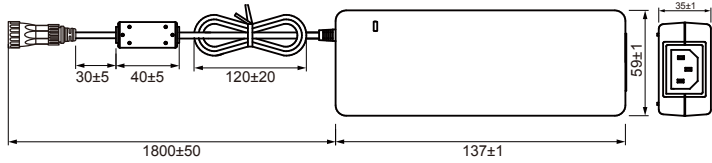
# Full IP65 EAC BOX PC

Full IP65 / NEMA4 BOX PC

F65EAC-IH32

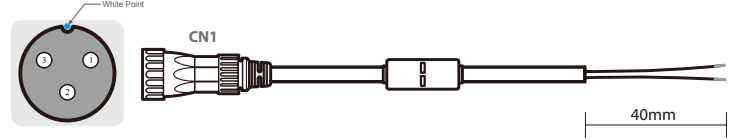
## Standard

### Power Cable with Adaptor



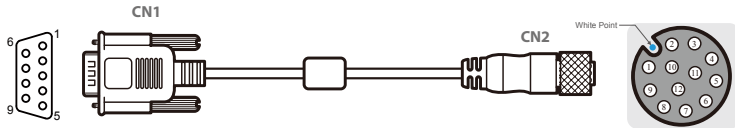
Pin No.	Symbols	Color
CN1-3	GND	Black
CN1-2	shield	
CN1-1	VCC	White

### DC Power Cable



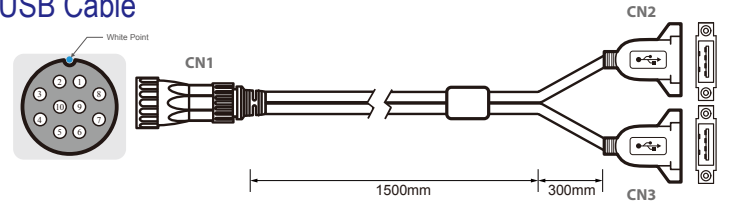
Pin No.	Symbols	Color		Pin No.	Symbols	Color
CN1-1	VCC	Red	↔	Open	VCC	Red
CN1-3	GND	Black	↔	Open	GND	Black
CN1-2	Shield				Shield	

### Serial Cable



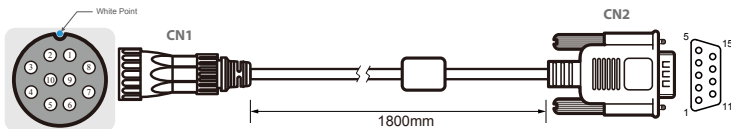
Pin No.	Symbols	Color		Pin No.	Symbols	Color
CN1-1	DCD-CON2	Green	↔	CN2-1	DCD-CON2	Green
CN1-6	DSR-CON2	Brown	↔	CN2-2	DSR-CON2	Brown
CN1-2	RXD-CON2	Red	↔	CN2-3	RXD-CON2	Red
CN1-7	RTS-CON2	Orange	↔	CN2-4	RTS-CON2	Orange
CN1-3	TXD-CON2	Blue	↔	CN2-5	TXD-CON2	Blue
CN1-8	CTS-CON2	White	↔	CN2-6	CTS-CON2	White
CN1-4	DTR-CON2	Purple	↔	CN2-7	DTR-CON2	Purple
CN1-9	RI-CON2	Yellow	↔	CN2-8	RI-CON2	Yellow
CN1-5	GND-CON2	Black	↔	CN2-9	GND-CON2	Black

### USB Cable



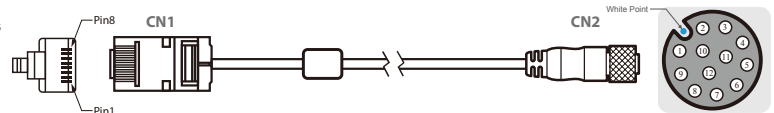
Pin No.	Symbols	Color		Pin No.	Symbols	Color
CN1-1	VCC	RED	↔	CN2-1	VCC	RED
CN1-2	VCC	RED	↔	CN3-1	VCC	RED
CN1-3	D-	WHITE	↔	CN2-2	D-	WHITE
CN1-4	D-	WHITE	↔	CN3-2	D-	WHITE
CN1-5	D+	GREEN	↔	CN2-3	D+	GREEN
CN1-6	D+	GREEN	↔	CN3-3	D+	GREEN
CN1-7	GND	BLACK	↔	CN2-4	GND	BLACK
CN1-8	GND	BLACK	↔	CN3-4	GND	BLACK
CN1-9	Braid		↔	Braid connect to the housing		

### VGA Cable



CN1				CN2		
Pin No.	Symbols	Color		Pin No.	Symbols	Color
1	R	Red	↔	1	R	Red
2	R-GND	Black	↔	6	R-GND	Black
3	G	Green	↔	2	G	Green
4	G-GND	Black	↔	7	G-GND	Black
5	B	Blue	↔	3	B	Blue
6	B-GND	Black	↔	8	B-GND	Black
7	SDA	Yellow	↔	12	SDA	Yellow
8	HS	Orange	↔	13	HS	Orange
9	VS	White	↔	14	VS	White
10	SCL	Brown	↔	15	SCL	Brown
				4	HS-GDN	
				5	NC	
				9	NC	
				10	NC	
				11	VS-GDN	

### LAN Cable



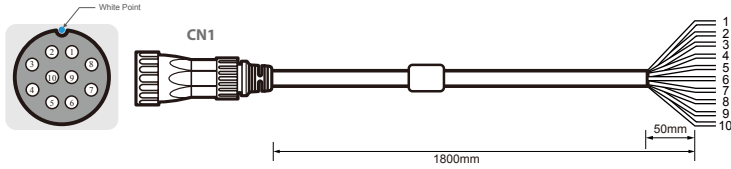
Pin No.	Symbols	Color		Pin No.	Symbols	Color
CN1-1		white/orange	↔	CN2-1		white/orange
CN1-2		orange	↔	CN2-2		orange
CN1-3		white/green	↔	CN2-3		white/green
CN1-4		blue	↔	CN2-4		blue
CN1-5		white/blue	↔	CN2-5		white/blue
CN1-6		green	↔	CN2-6		green
CN1-7		white/brown	↔	CN2-7		white/brown
CN1-8		brown	↔	CN2-8		brown
CN1-9	NC		↔			
CN1-10	NC					

# Full IP65 EAC BOX PC

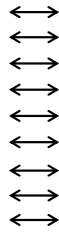
Full IP65 / NEMA4 BOX PC

F65EAC-IH32

## Optional GPIO Cable



Pin No.	Symbols	Color
CN1-1	GDN	Black
CN1-2	5V	Brown
CN1-3	OUT3	Red
CN1-4	OUT1	Orange
CN1-5	OUT2	Yellow
CN1-6	OUT0	Green
CN1-7	INT3	Blue
CN1-8	INT1	Purple
CN1-9	INT2	Gray
CN1-10	INT0	White



Pin No.	Symbols	Color
CN2-1	GDN	Black
CN2-2	5V	Brown
CN2-3	OUT3	Red
CN2-4	OUT1	Orange
CN2-5	OUT2	Yellow
CN2-6	OUT0	Green
CN2-7	INT3	Blue
CN2-8	INT1	Purple
CN2-9	INT2	Gray
CN2-10	INT0	White