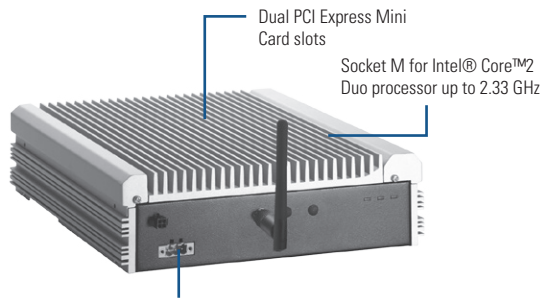


# eBOX310-830-FL

Fanless Embedded System Featuring  
Socket M Intel® Core™2 Duo Processor  
up to 2.33 GHz for Vehicle PC



ISO-7637/e13 certification

▲ Front view




## Specifications

Standard Color	Silver-Black				
Construction	Aluminum extrusion and heavy-duty steel, IP40				
CPU	Socket M for Intel® Core™2 Duo/ Core™2 Duo/ Core™ Solo Celeron® M up to 2.33 GHz processor				
System Memory	1 x 200-pin DDR2 SO-DIMM max. up to 2 GB				
Chipset	Intel® 945GME + ICH7M				
BIOS	Phoenix-Award 4M Git with RPL/PXE boot ROM				
System I/O Outlet	<table border="0"> <tr> <td>Rear Side</td> <td>2x GbE LAN 1x isolated RS-232/422/485 2x isolated RS-232 1x isolated CAN Bus 2x USB 2.0 2x audio (mic-in/line-out, screw type) 1x DVI-I 1x VDC power input 3x antenna opening</td> </tr> <tr> <td>Front Side</td> <td>1 x reset switch 3 x antenna opening</td> </tr> </table>	Rear Side	2x GbE LAN 1x isolated RS-232/422/485 2x isolated RS-232 1x isolated CAN Bus 2x USB 2.0 2x audio (mic-in/line-out, screw type) 1x DVI-I 1x VDC power input 3x antenna opening	Front Side	1 x reset switch 3 x antenna opening
Rear Side	2x GbE LAN 1x isolated RS-232/422/485 2x isolated RS-232 1x isolated CAN Bus 2x USB 2.0 2x audio (mic-in/line-out, screw type) 1x DVI-I 1x VDC power input 3x antenna opening				
Front Side	1 x reset switch 3 x antenna opening				
Watchdog Timer	255 levels, 1 ~ 255 sec.				
Storage	1 x 2.5" SATA HDD drive bay 1 x CompactFlash™ slot				
Expansion Interface	2 x PCI Express Mini Card slots (USB + PCI Express signal) 1 x SIM slot				
System Indicator	1 x green LED for system power-on 1 x orange LED for HDD active 1 x green LED for Power status				
Power Supply	DC12V mode: Operating voltage: DC9 ~ 16V Start voltage: DC13V or higher DC24V mode: Operating voltage: DC18 ~ 32V Start voltage: DC26V or higher				
Power Consumption	12V @ 2.9A 24V @ 14A				
Operating Temperature	-10°C ~ +50°C (14°F ~ 122°F) (with W.T. HDD)				
Storage Temperature	-20°C ~ +80°C (-4°F ~ +176°F)				
Humidity	10% ~ 90% , non-condensing				
Vibration Endurance	2 Grms with HDD (5 - 500 Hz, X, Y, Z directions)				
Dimensions	224.1 mm (8.82") (W) x 250 mm (9.84") (D) x 66.5 mm (2.62") (H)				
Weight (net/gross)	3 kg (6.61 lb)/ 3.8 kg (8.37 lb)				

## Features

- Socket M for Intel® Core™2 Duo/ Core™ Duo/ Core™ Solo/ Celeron® M up to 2.33 GHz
- Intel® 945GME + ICH7M
- ISO-7637 Pulse1/2a/3a/3b/4/5a vehicle standard
- Wide-range vehicle power supply with ignition control
- Fanless operation design with full feature I/O
- High performance DDR2 SO-DIMM max. up to 2 GB
- Supports 2 PCI Express Mini Cards
- One 2.5" SATA drive bay and CompactFlash™ slot
- Optional CAN Bus support



▲ Rear view

Independent dual display DVI-I

Certificate	CE, e13, ISO-7637, EN60950 compliance
EOS Support	XPE, WinCE, Linux, WES, WES7
* XPE:	Windows® XP Embedded
* WES:	Windows® XP Embedded Standard
* WES7:	Windows® XP Embedded Standard 7
* WES8:	Windows® XP Embedded Standard 8

## Ordering Information

Standard	
eBOX310-830-FL	Fanless embedded system with DC12V rating, socket M for Intel® Core™ Duo/ Core™2 Duo/ Core™ Solo/Celeron® processor
eBOX310-830-FL-24V-RC-DC	Fanless embedded system with DC24V rating, socket M for Intel® Core™ Duo/ Core™2 Duo/ Core™ Solo/Celeron® processor
eBOX310-830-FL-CAN	Fanless embedded system with CAN bus, socket M for Intel® Core™ Duo/ Core™2 Duo/ Core™ Solo/Celeron® processor

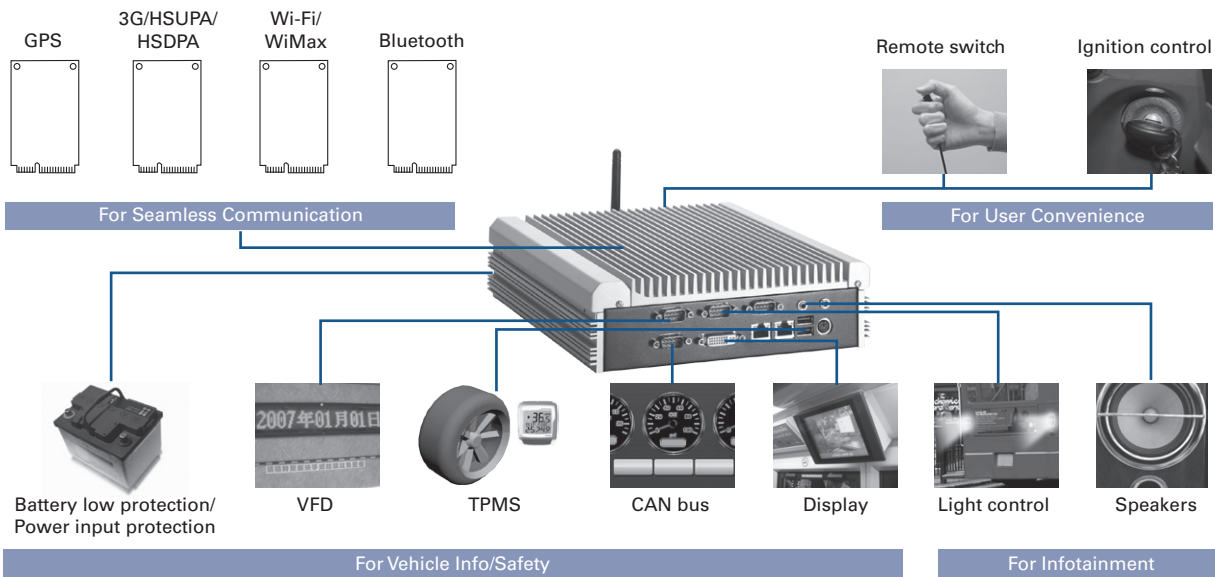
Optional	
CPU	Up to 2.33 GHz
2.5" SATA HDD	40 GB or above
DDR2 SO-DIMM	256 MB ~ 2 GB
CompactFlash™	256 MB or above
Wi-Fi module	
Wi-Fi Bluetooth	
3G module	
GPS module	
Graphic accelerator	
codec	

\*Specifications and certifications are based on options and may vary.

## Packing List

- 1 x quick manual
- 1 x driver CD
- 1 x Y cable for PS/2 keyboard/mouse
- 1 x screw pack
- 4 x foot pad
- 4 x HDD anti-vibration damper
- 1 x wall mount bracket
- 1 x remote power switch


## Expansion & Installation



## Power Protection

### DC Version


ISO7637 pulse1/2a/3a/3b/4/5a  
 OVP (over voltage protection)  
 UVP (under voltage protection)  
 OCP (over current protection)  
 OTP (over temperature protection)  
 OPP (over power protection)  
 QLD (over load protection)  
 SCP (short circuit protection)  
 Reverse protection  
 Battery-low protection



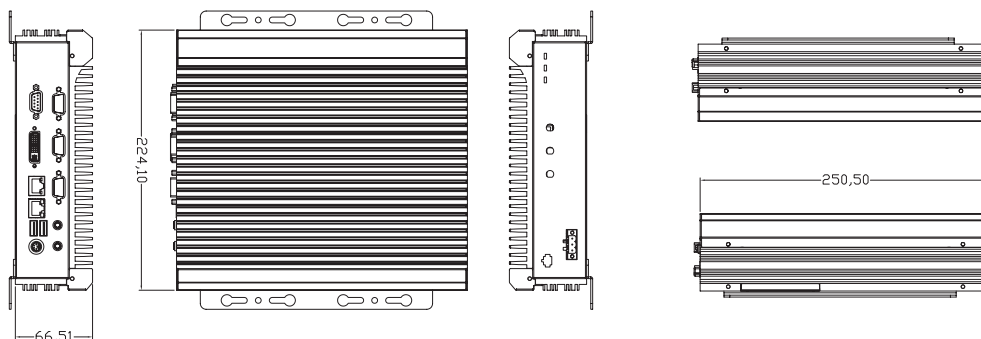
## Programmable Setting

Built-in MCU micro processor for power control  
 Ready tool for below function modification:

- On-line monitoring of power & temperature status
- Ignition-control counter setting
- Thermal protection setting
- Battery-low protection setting
- Event log file for easy debugging



## Dimensions



\* All specifications and photos are subject to change without notice.